

Model :PR-21,22

Compact ,Programmable,
Local Indicating Pressure Transmitter & Transducer.



PR-21,22 Series Digital Pressure Transmitter는 소형의 Indicator를 부착한 제품으로 유공압장비나 자동화 기기등에 설치가 용이하며, 전면에 Digital display는 사용자의 시스템 관리를 도와준다. 지시계 케이스는 투명 Polycarbonate로 내구성이 강하다. 또한 Piezoresistive Silicon Sensing Element는 고정도와 안정성을 확보하였으며, 다양한 매체의 측정이 가능한 Stainless steel 316L로 구성되어 있으며, 장시간 사용하셔도 안정적인 계측품질을 유지한다. 측정된 값은 현장에서 LED 3 digit로 표시되며, 전류신호로 장거리 전송이 가능하다. 특히 PR-21,22는 자동화 시스템이나 Process Control에 적합하며, 현장 측정치의 확인이 필요한 기계장치나 계측장비에 적합한 디지털 압력전송기이다.

- Front attached display
- Compact design
- High accurate, durable & reliable
- Wide Measuring Ranges
- High accurate, durable & reliable
- Wetted part all stainless steel construction
- LED 3-digits Local display
- A wide range of application in ;
- Standard hydraulic & pneumatic equipments
- Process control
- Machine tools & automatic machinery
- Servo valves & drives
- Chemical & petrochemical industries
- Air & gas compressors

 **PROVICO CO.**

Tel : +82-32-673-6273

Fax : +82-32-673-6274

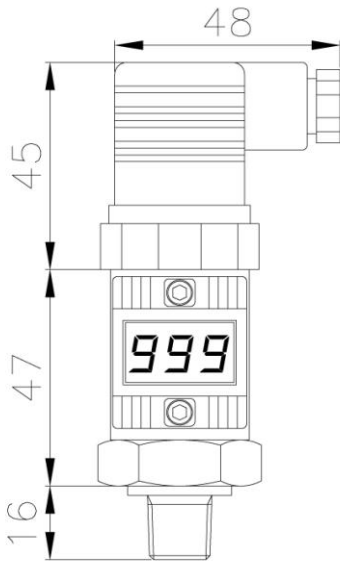
<http://www.provico.co.kr>

TECHINCAL DATA

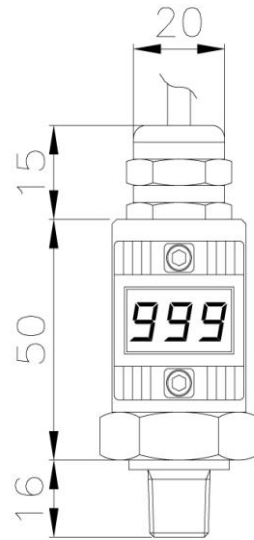
Input	
Measuring Principle	Piezoresistive Silicon Pressure Cell
Pressure Reference	Gauge, Absolute, Vacuum & Compound
Measuring Ranges(bar)	Gauge : 0~0.1, 0.2, 0.5, 1, 2, 3, 4, 5, 8, 10, 15, 20, 25, 35, 50, 100, 200, 350 Absolute : 0~1, 2, 5, 10, 20, 50, 100, 200, 350, 400 Vacuum : -1~0 Compound : -1~1, 2, 3, 5, 10, 20, 35, 50, 100, 200, 350, 400 Note : Other ranges are available on request
Over Pressure Limit	3 x Full scale without damage
Output	
Electrical Connection	Proviso-21 : 4-pin L-plug, DIN 43 650, IP65 Proviso-22 : Flying lead with PG 9 connector
Local Display	3 Digits, 7-segment digital LED
Electrical Specification	
Electrical Connection	Weather-proofed field case 1/2"PF,Female
Excitation Voltage	18~36V DC
Load Resistance max. @24V	500 ohm at 24V
Influence Of Excitation	0.01% FSO/V
Reverse Polarity	Protected
Response Time	≤1.5 milliseconds
Adjustment	Within 10% of full scale
Performance Specification	
Accuracy	±0.2% FS
Non-linearity	±0.100% FS typical
Repeatability	±0.150 FS typical
Pressure Hysteresis	±0.150% FS typical
Long-term Stability	±0.3% FS over 6 months
Operation Temperature Range	-40~125℃
Compensated Temperature Range	0~82℃
Physical Specification	
Process Connection	Thread Type : PT, NPT, PF Thread Size : 1/4", 3/8", 1/2" Other connections available such as JIS, ANSI, DIN Flange
Process Media	Gases & liquids compatible with Stainless steel 316
Materials	Case : Stainless steel 316 Wetted parts : Stainless steel 316 Diaphragm : Stainless steel 316L Display cover : Polycarbonite
Enclosure Rate	IP65, 67

DIMENSION

PR-21



PR-22

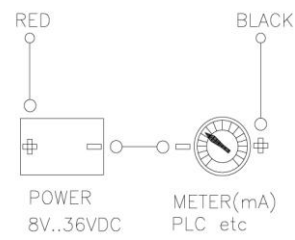
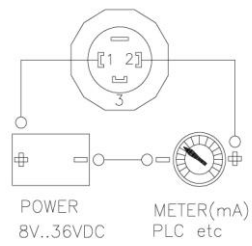


Electrical Connection(wiring)

2-wire system

4-pin L-plug, DIN 43 650

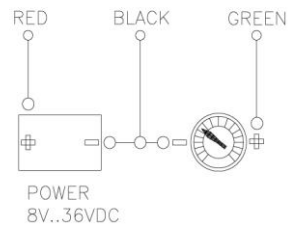
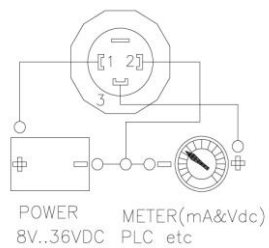
Flying lead



3-wire system

4-pin L-plug, DIN 43 650

Flying lead



ORDERING INFORMATION

Model

PR-21 : 4-pin L-plug, DIN 43 650, IP65
 PR-22 : Flying lead, 1.5m, IP67
 PR-21N,PR-22N : None display

Pressure Reference

R : Gauge pressure
 A : Absolute pressure
 V : Vacuum
 C : Compound pressure

Process Connection Type

A : NPT
 B : PT
 C : PF
 X : Other types of connection available on request

Process Connection Size

1 : 1/4"
 2 : 3/8"
 3 : 1/2"
 X : others on request

Range

110	: -1~0	126	: -1~1
111	: 0~0.1	127	: -1~2
112	: 0~0.2	128	: -1~5
113	: 0~0.5	129	: -1~10
114	: 0~1	130	: -1~15
115	: 0~2	131	: -1~20
116	: 0~5	132	: -1~25
117	: 0~10	133	: -1~35
118	: 0~15	134	: -1~50
119	: 0~20	135	: -1~100
120	: 0~25	136	: -1~250
121	: 0~35	137	: -1~350
122	: 0~50		
123	: 0~100		
124	: 0~250		
125	: 0~350		

Unit

A : kgf/cm² or mmHg+kgf/cm²
 B : mmHg
 C : bar
 D : psi
 E : Mpa
 F : Kpa
 X : Other calibration unit available on request

Output Signal

0 : None-output(Only digital gauge)
 1 : 4~20mA DC, 2-wire
 2 : 1~5V DC, 3-wire(Optional)

Option

1 : None
 x : Sealed diaphragm,

PR-21	R	B	3	117	A	1	X
-------	---	---	---	-----	---	---	---

Note 1) Other ranges are available on request.

Note 2) Please mark "abs." for absolute pressure.